




# Recent ideas about the origin of the solar wind and its turbulence

W. H. Matthaeus  
University of Delaware


Collaborators: Yan Yang, Francesco Pecora, Riddhi Bandyopadhyay, Rohit Chhiber, Sergio Servidio, Tulasi Parashar, Mike Shay, Subash Adhikari, Dave Ruffolo




PUNCH 4 Science Meeting  
Boulder CO



The corona is structured: PUNCH will measure it!



Indicates PUNCH  
can contribute



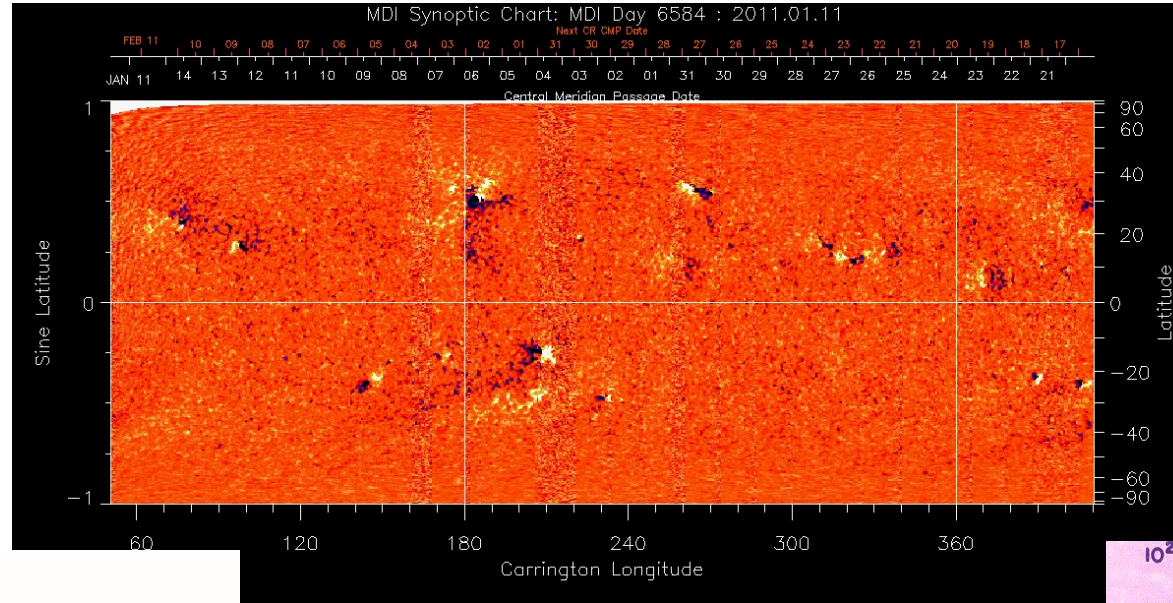
Courtesy of Steve Cranmer  
2

Recent Parker Solar Probe (PSP) and STEREO observations suggest additional detailed features that may be of importance, several of which will be discussed here:

- (1) Presence of  $1/f$  “flicker noise”
- (2) Confirmation of the association of the supergranulation scale with organization of the coronal flows and magnetic fields
- (3) Differential radial flows exceeding 100km/s in the corona
- (4) Exploration of low beta sub-Alfvenic corona
- (5) The transition between sub- and super-Alfvenic wind, which appears not to be smooth (Chhiber et al, 2022; Cranmer et al 2023).
- (6) Turbulence and the question of how the corona is heated and the solar wind is accelerated?

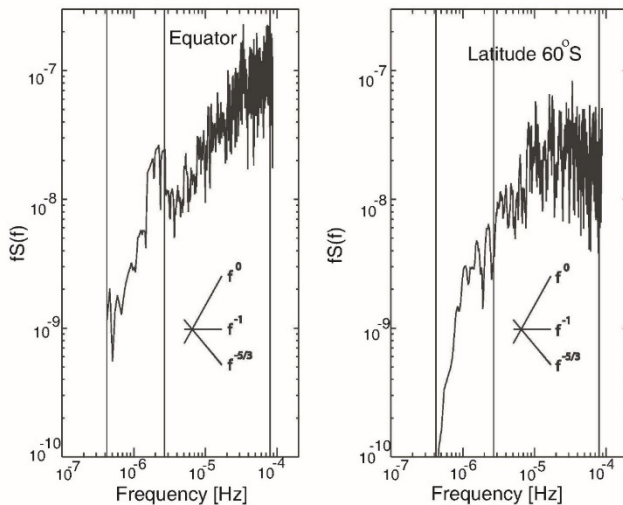
The PUNCH mission can reveal structure in SPACE and TIME, and thus can be expected to further depth to our understanding of these interrelated fundamental heliospheric phenomena.

# Inner boundary conditions/largest structures



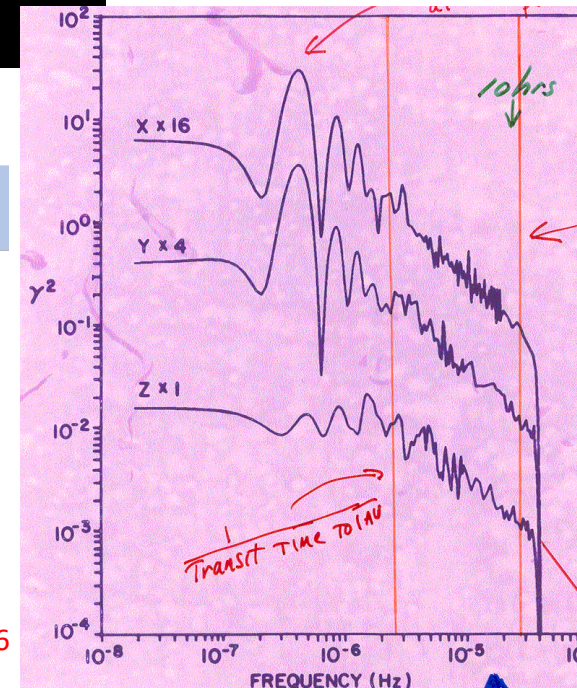
Largest scale Structures:  
magnetograms

[soi.stanford.edu/magnetic/synoptic/eof/plots/](http://soi.stanford.edu/magnetic/synoptic/eof/plots/)



$1/f$  from  $2.5 \cdot 10^{-6}$  to  $\sim 10^{-4}$  Hz

**$1/f$  noise:**  
As observed at 1 AU

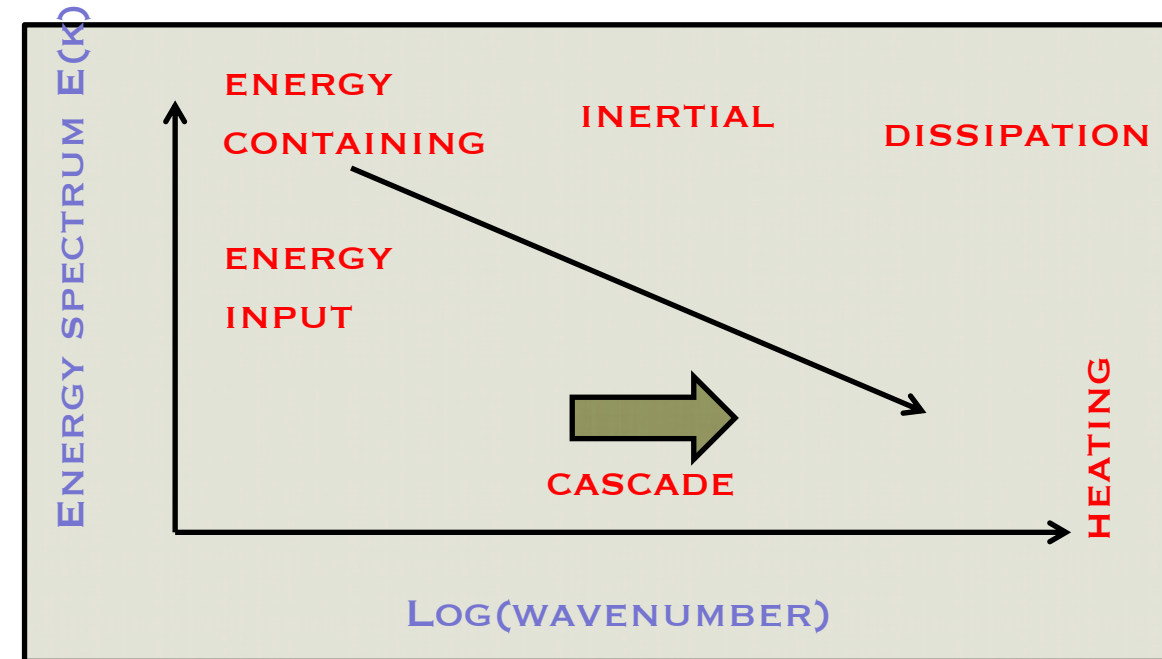
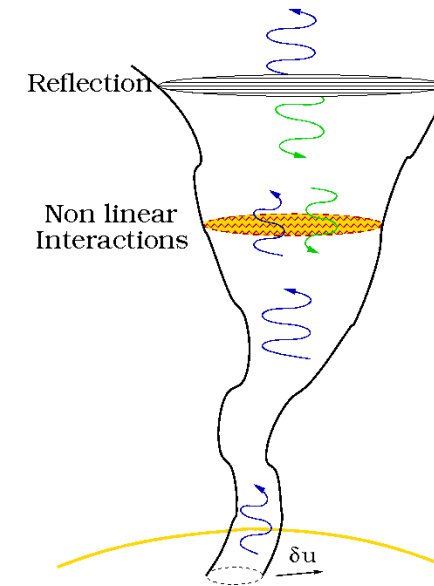


Nakagawa & Levine ApJ (1974)  
Also: Matthaeus+ ApJ 657-L121 (2007)

WHM & Goldstein, PRL 1986

# Heating, acceleration and origin of solar wind

- Turbulence in general driven by gradients
  - **fluctuation /wave input at inner boundary**
    - reflection-driven turbulence (quasi-2D)
  - **Magnetic gradients:** reconnection in chromosphere and lower corona
    - component reconnection (common?)
    - neutral point, interchange (rare?)
    - turbulence driven by reconnection
  - **Velocity shears** in stream and microstreams in solar wind
    - shear driven turbulence when  $\Delta V > V_a$





# There is plenty of turbulence: Energy Transfer Rate

Bandyopadhyay et al, ApJS 2020  
See also Zhao et al, ApJ 928,L15 (2022)

Elsasser variables  $\mathbf{z}^{\pm} = \mathbf{V} \pm \mathbf{B}$

(Magnetic field in Alfvén unit)

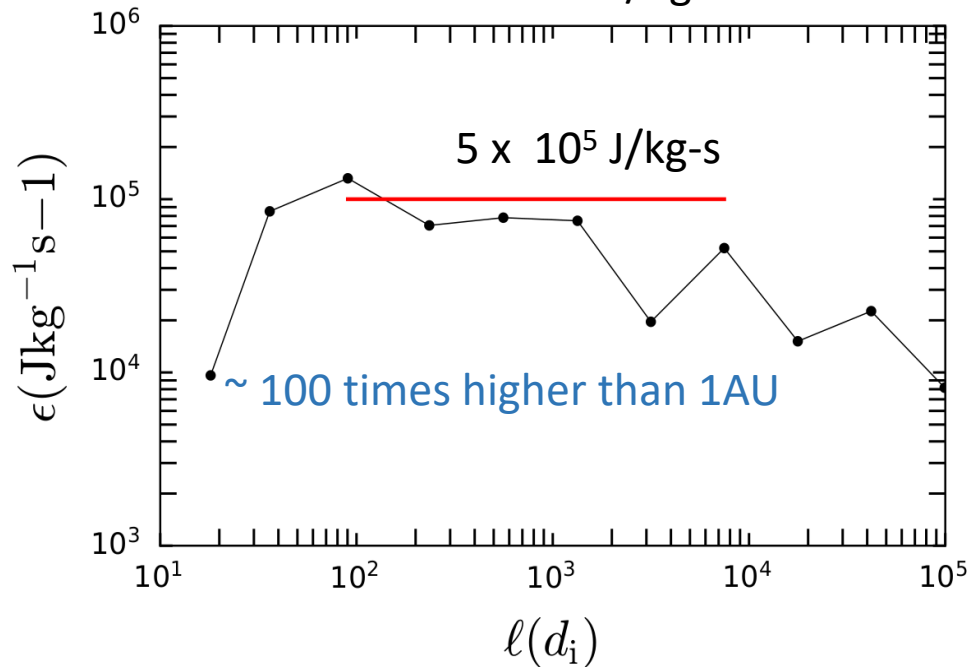
$$Y^{\pm}(\ell) = \langle \hat{\ell} \cdot \Delta \mathbf{z}^{\mp}(\ell) | \mathbf{z}^{\pm}(\ell) |^2 \rangle$$

Mixed third order structure function  $Y^{\pm}(\ell) = -\frac{4}{3} \epsilon^{\pm} \ell$

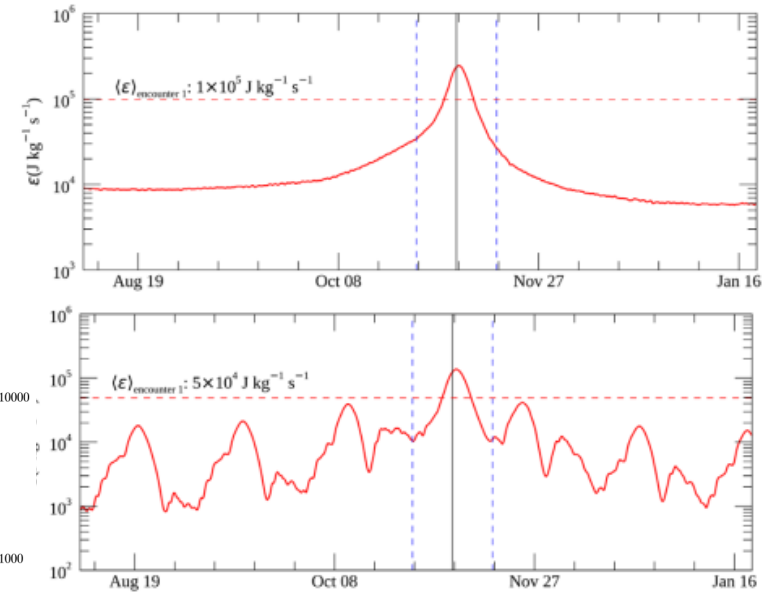
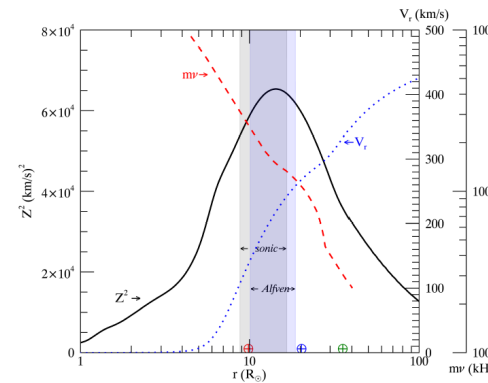
PP98: Politano, H., & Pouquet, A., GRL, (1998a)

cascade rate

Consistent with energy range estimate  
at 36 Rs:  $2 \times 10^5$  J/Kg-s



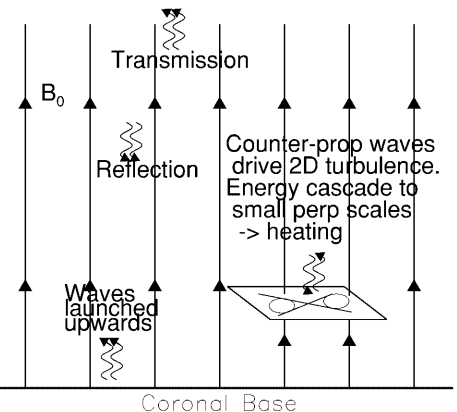
From  
Usmanov  
Chhiber  
Global MHD  
simulations



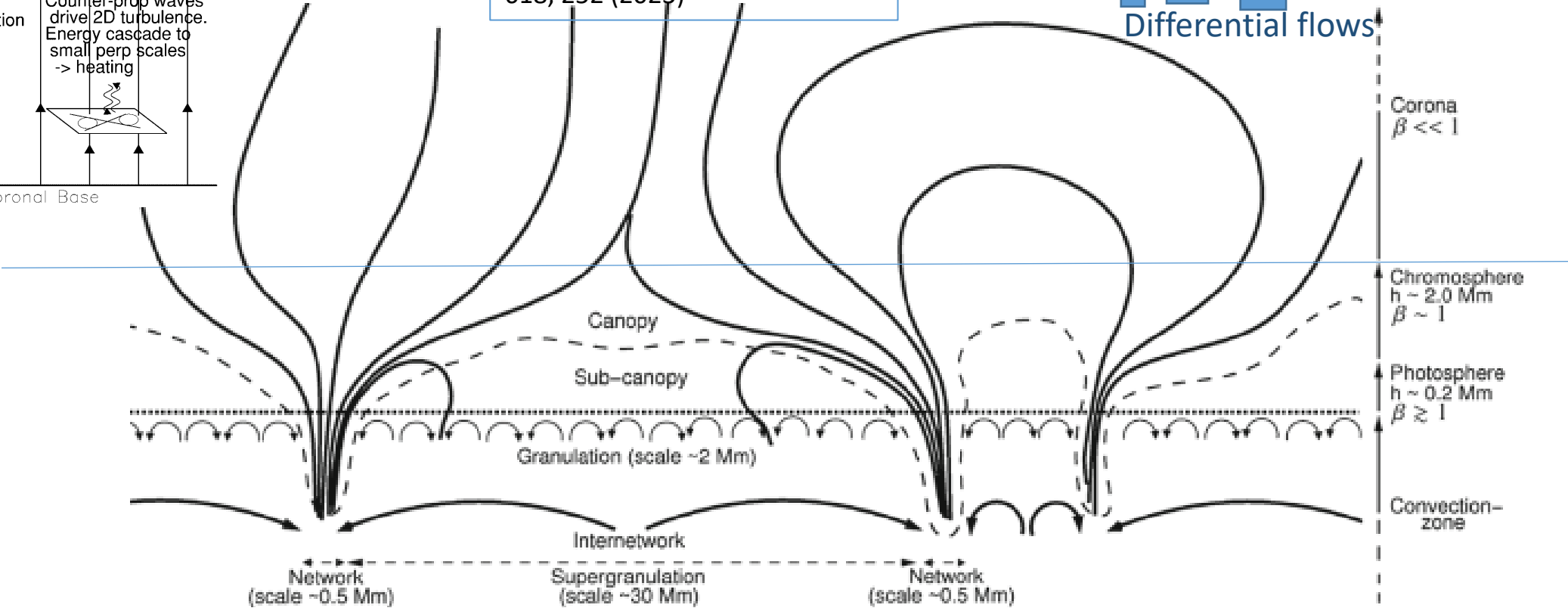
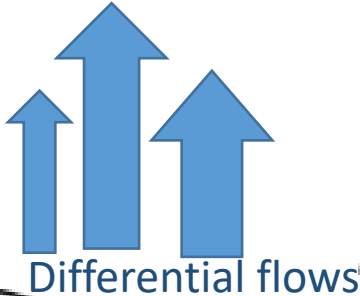
(cf. Sorriso-Valso+2007, MacBride+2008, Stawartz+2009, Osman+2011 ... etc)

# Energy and nonuniformity: from photosphere to chromosphere to corona

## Reflection driven quasi-2D turbulence model

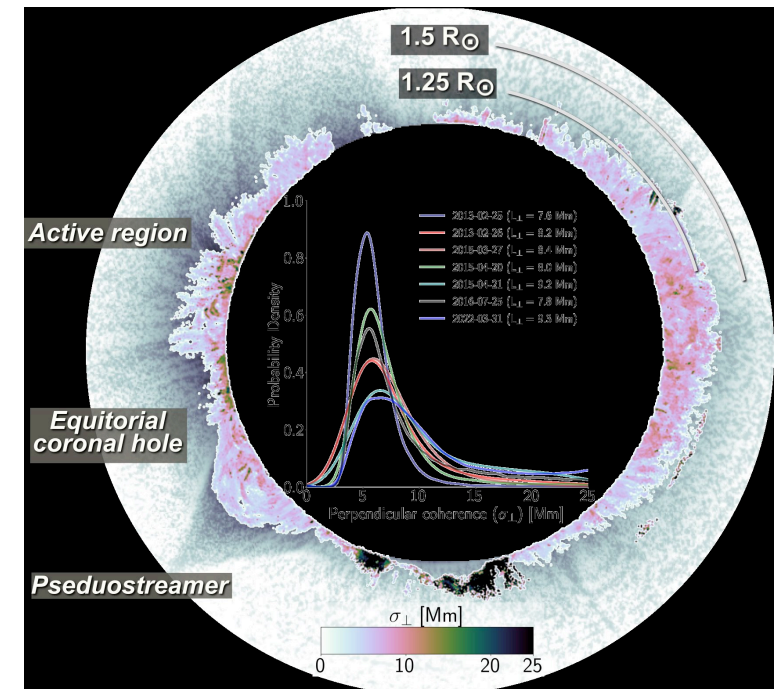
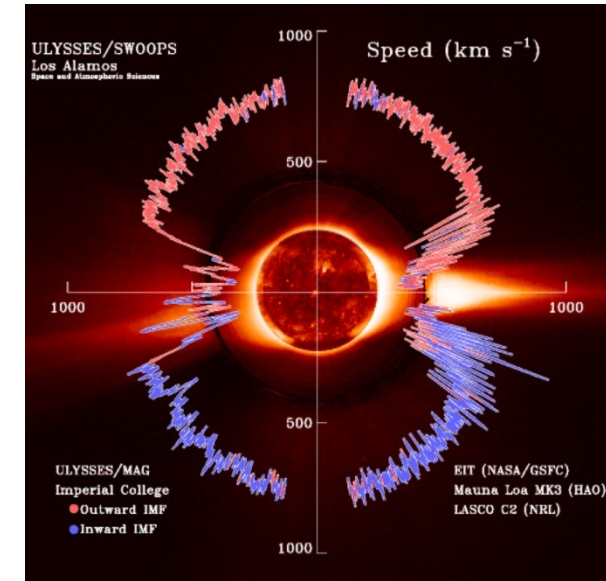


Some neutral point interchange reconnection probably occurs beyond transition region in/near coronal holes. Bale et al, Nature 618, 252 (2023)



# Supergranulation sets the scales !

- Ulysses: microstreams (Neugebauer et al. JGR, 100, 23389, 1995)
- Wave & cyclotron driven models based on observations (Thieme, Marsch & Tu, Ann. Geophys, 8, 713 (1990); M&T Solar Phys 1997)
- Transverse Correlation Scale  $\sim$  supergranulation scale
  - As used by numerous global models with turbulence (e.g., Usmanov et al, ApJ, 2014, 2018)
  - PSO observations of clusters of switchbacks (Bale et al ApJ 923, 174 (2021))
  - Also recently as computed in Comp/Ucomp datasets (Sharma & Morton; SW 16), 7.8 to 9.3 Mm, at 1.03 to 1.3  $R_s$



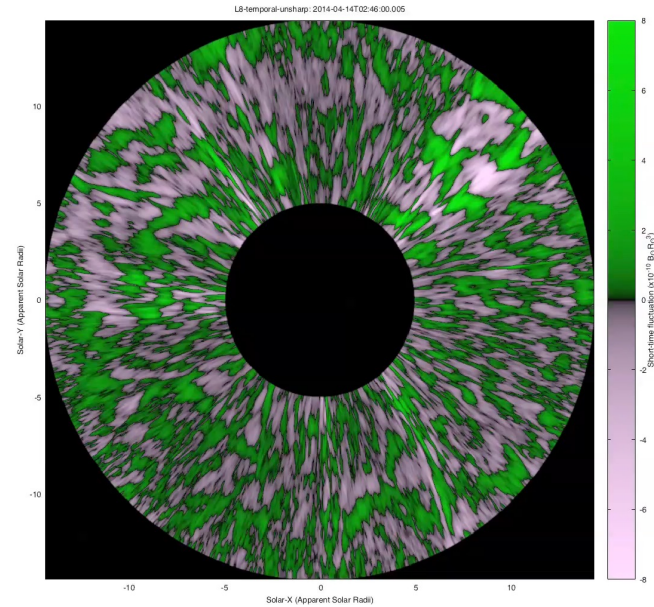

Rahul Sharma &  
Richard Morton,  
SW16



# Solar wind transition outside the Alfven critical zone

*Flocculated solar wind*

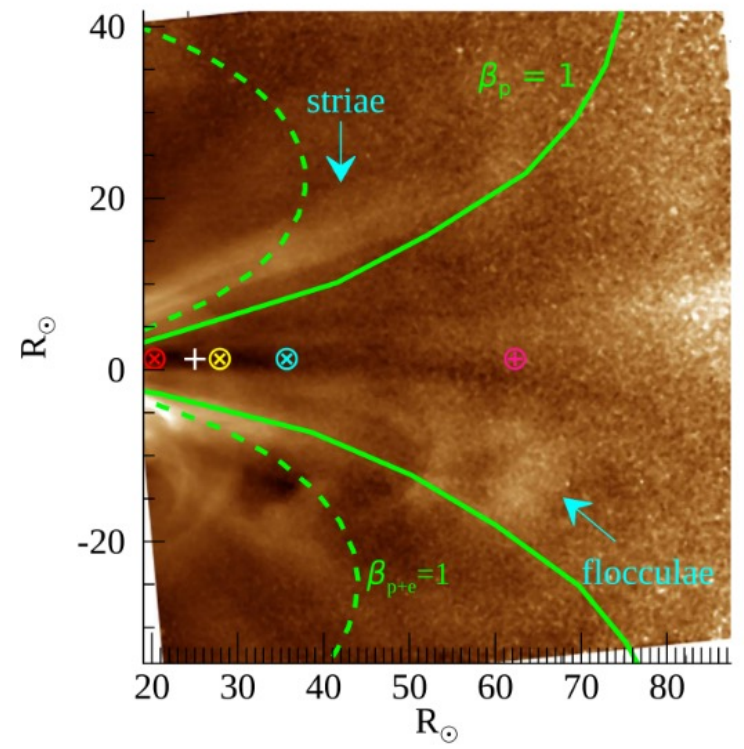
*Striated corona*



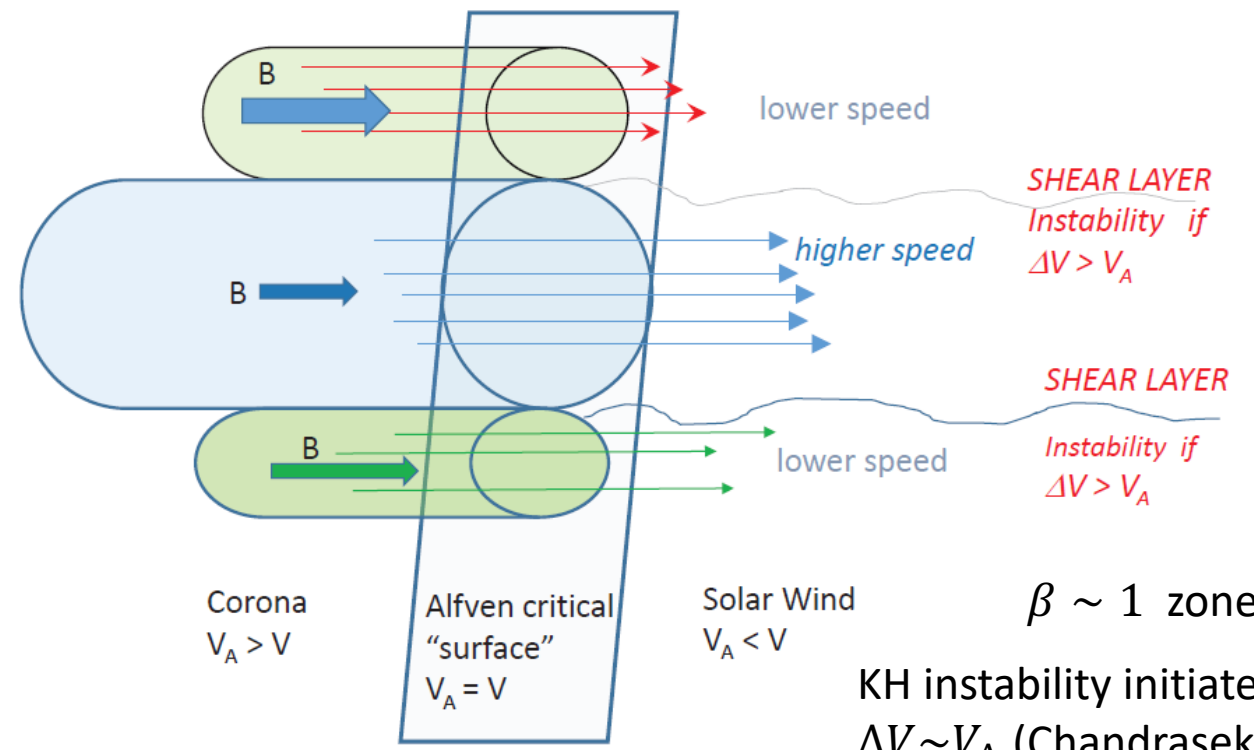
DeForestEA-2016

DeForestEA-2018

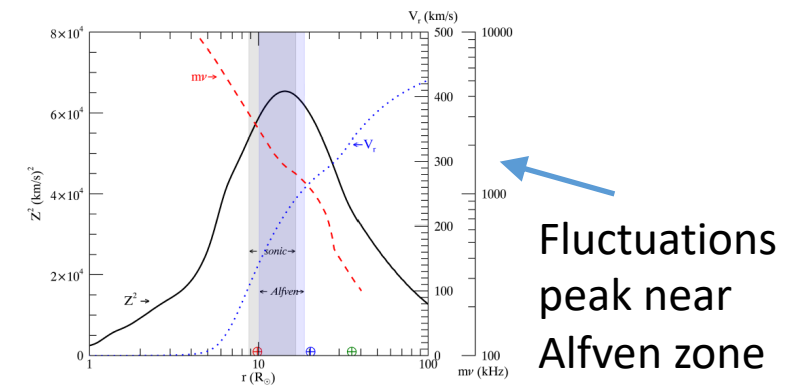
Weakening magnetic field may lead to shear-driven instability above Alfvén surface/zone and  $\beta = 1$  zone: *enhances SW turbulence*



DeForest et al. 2016 ApJ  
Chhiber et al. 2018 ApJL



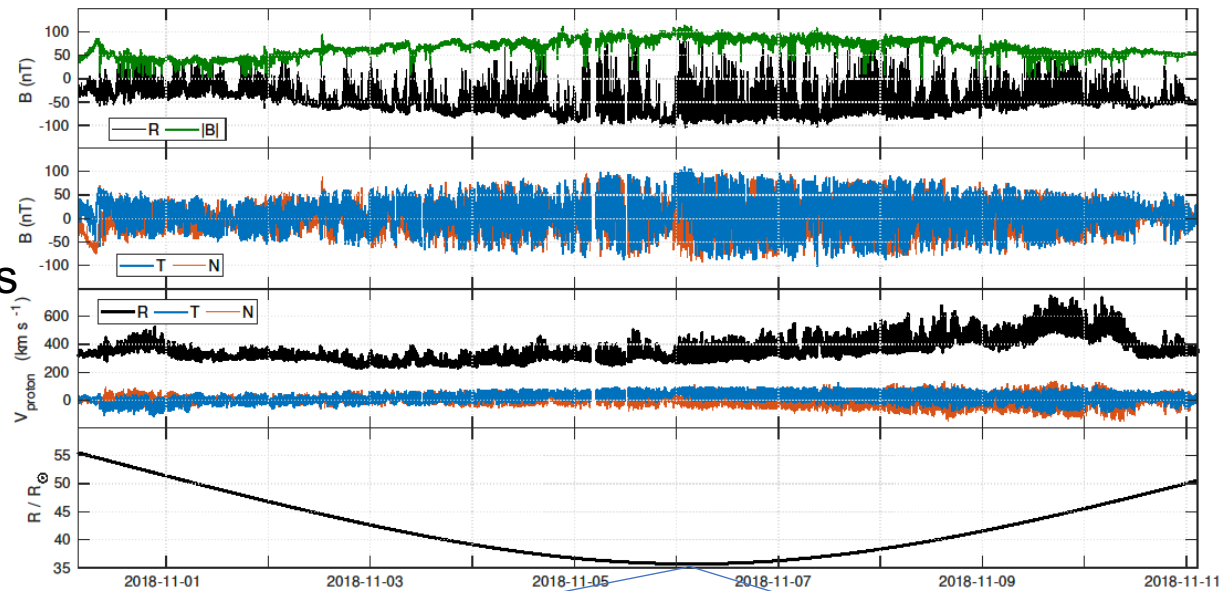
KH instability initiates if  $\Delta V \sim V_A$  (Chandrasekhar 1981)



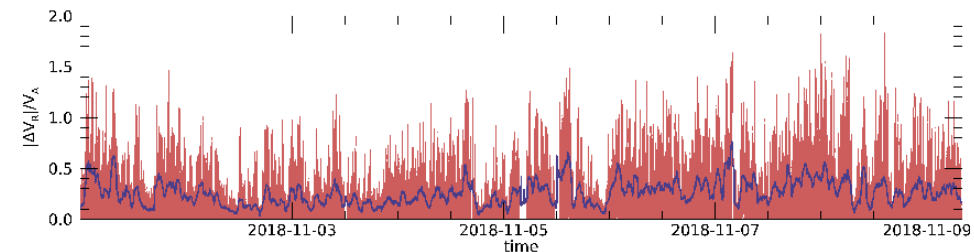
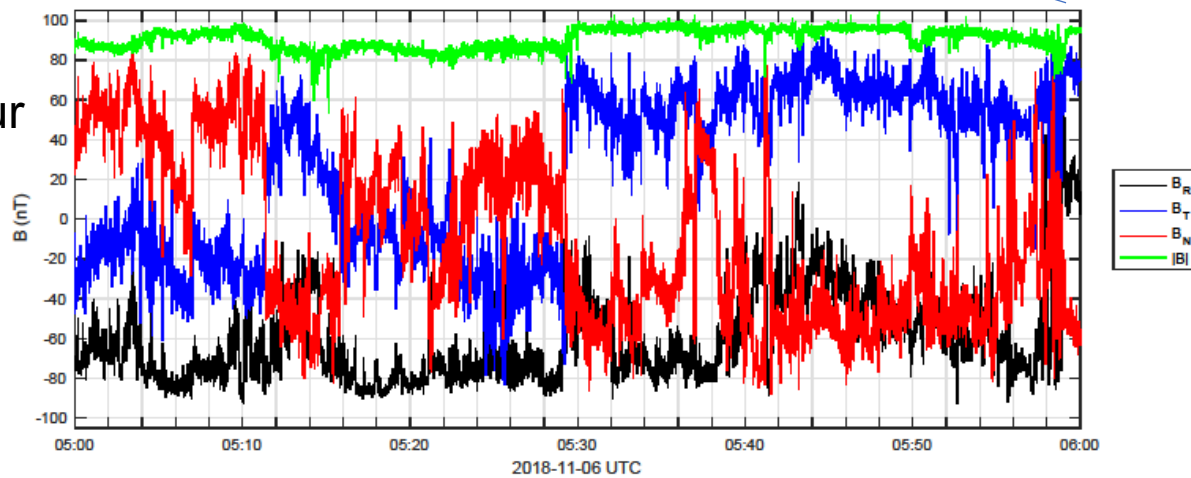
Ruffolo et al, ApJ, 2020

# PSP E1

11 days



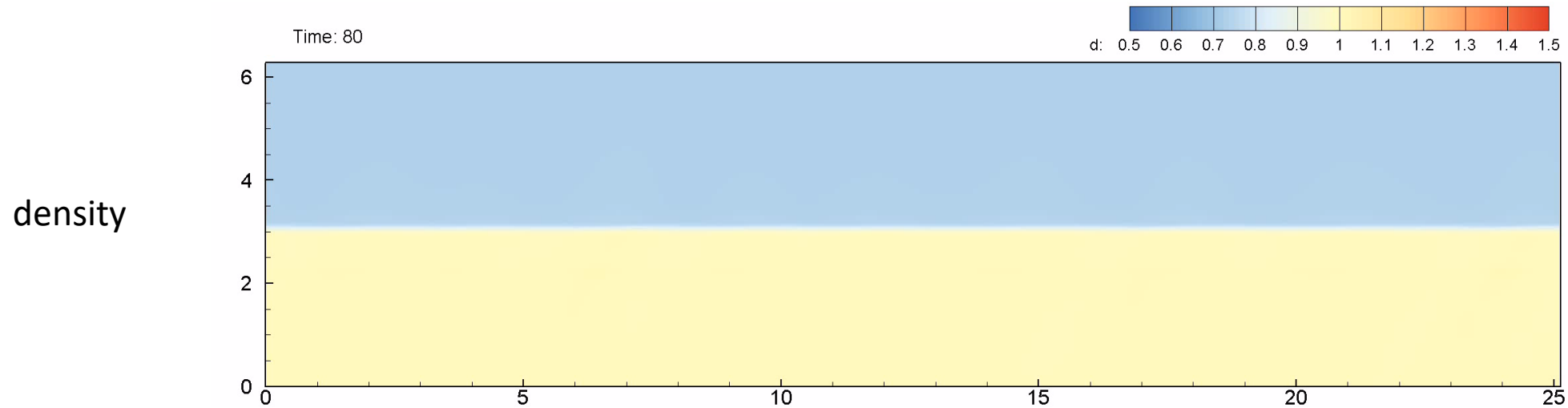
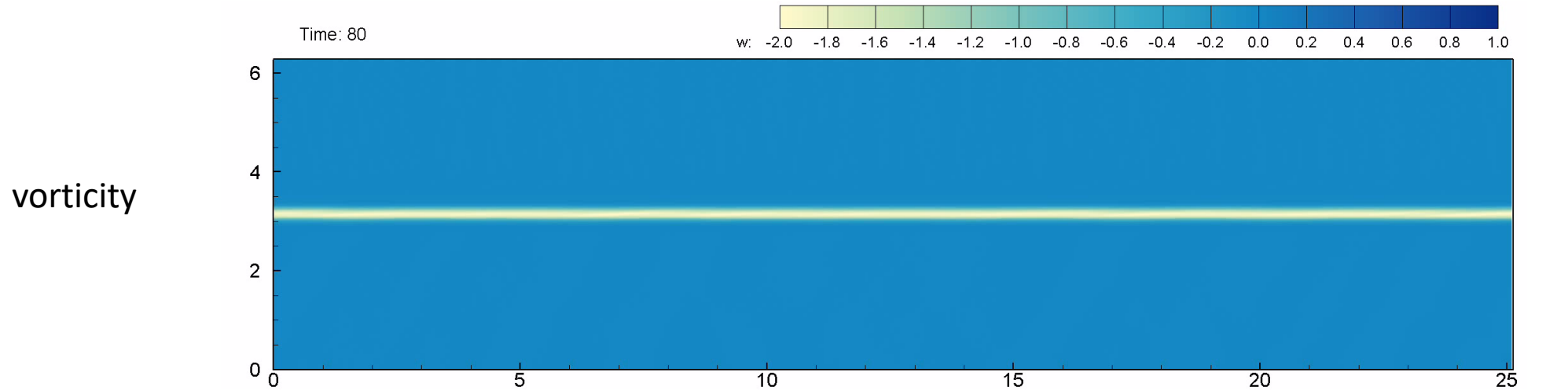
1 hour



→ Variation of radial speed at the correlations scale is frequently subject to instability using Chandrasekhar's criterion

# MHD mixing layer – super Alfvénic shear

Simulation by Yan Yang  
See similar Solar Orbiter observations in  
Kieokaew et al A&A 656 A12 (2021)



# Entering coronal plasma

There is some evidence that PSP is beginning to see samples of “classical coronal plasma” in sub-Alfvenic solar wind

For example:

- Lower turbulence amplitude
- Greater variance anisotropy
- Less – or No – switchbacks
- Lower density fluctuation level (?)
- Systematic differences in correlation lengths and times.
- Differences in 3<sup>rd</sup> order cascade rates



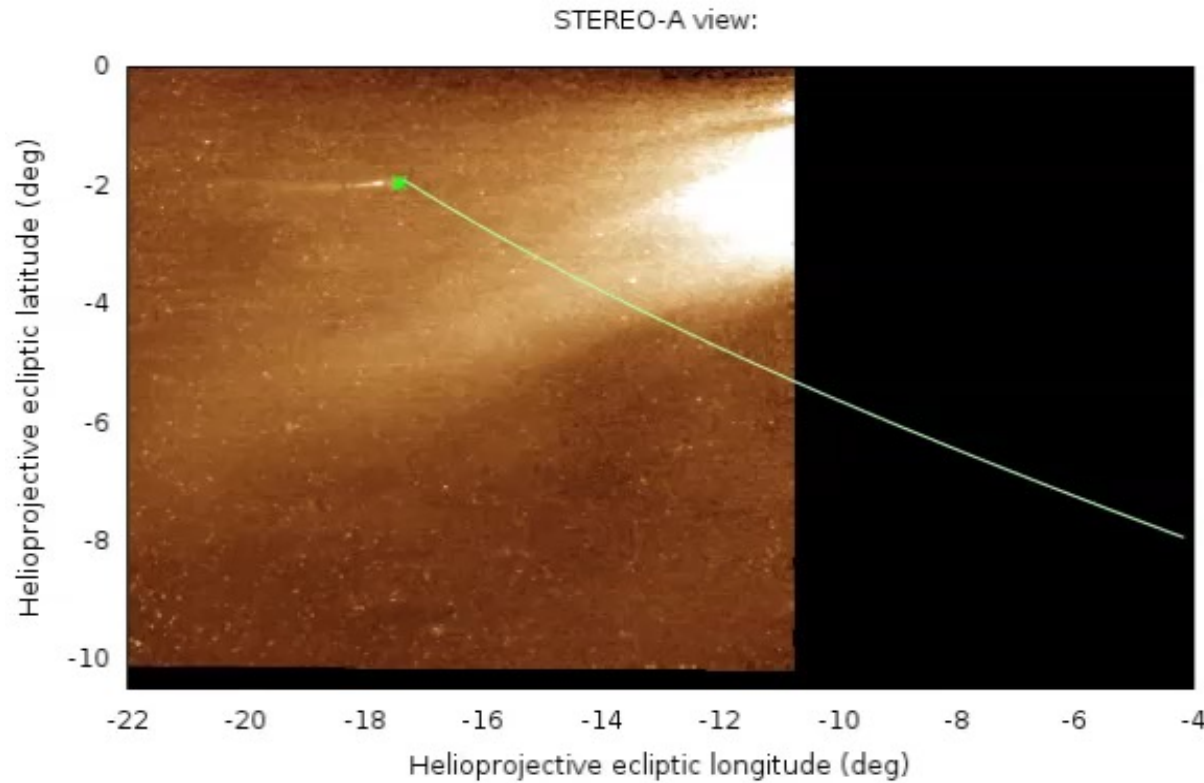
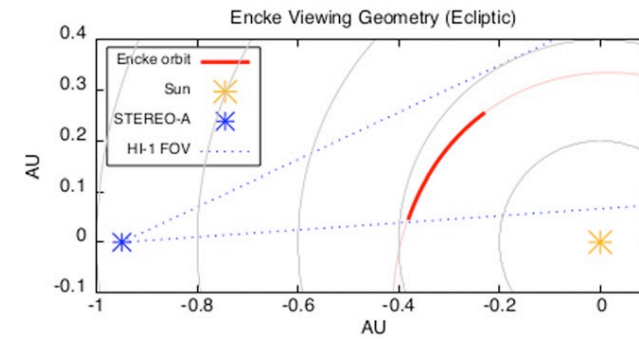
*More like Reduced MHD !*



Bandyopadhyay et al, ApJL 926, L1 (2022)  
Zhao et al, ApJL 928, L15 (2022)  
Zank et al ApJ (2022)  
Pecora et al, ApJL 945, L20 (2023)

# Turbulence tracking from imaging

Stereo imaging analysis of solar wind & Comet Enke by Craig DeForest



*Quantitative* analysis from images →

DeForest et al, ApJ, 812, 108 (2015)

DeForest et al, ApJ, 828, 66 (2016)

## Summary:

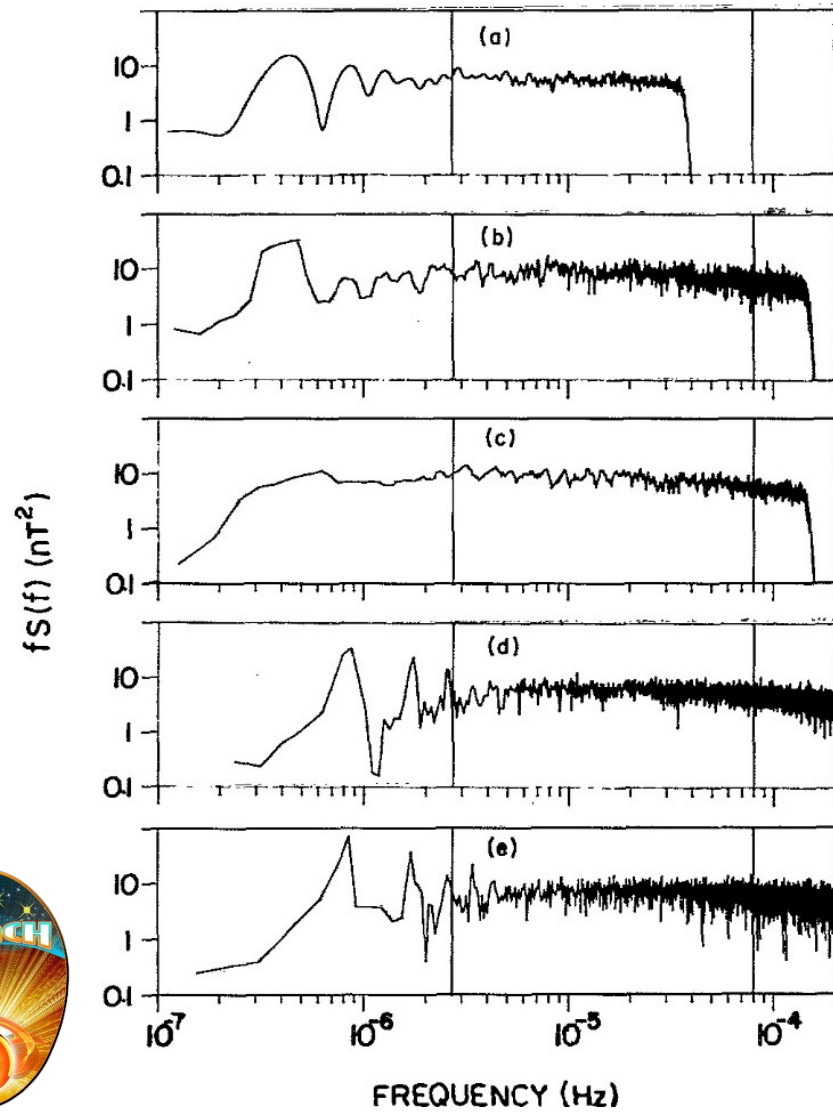
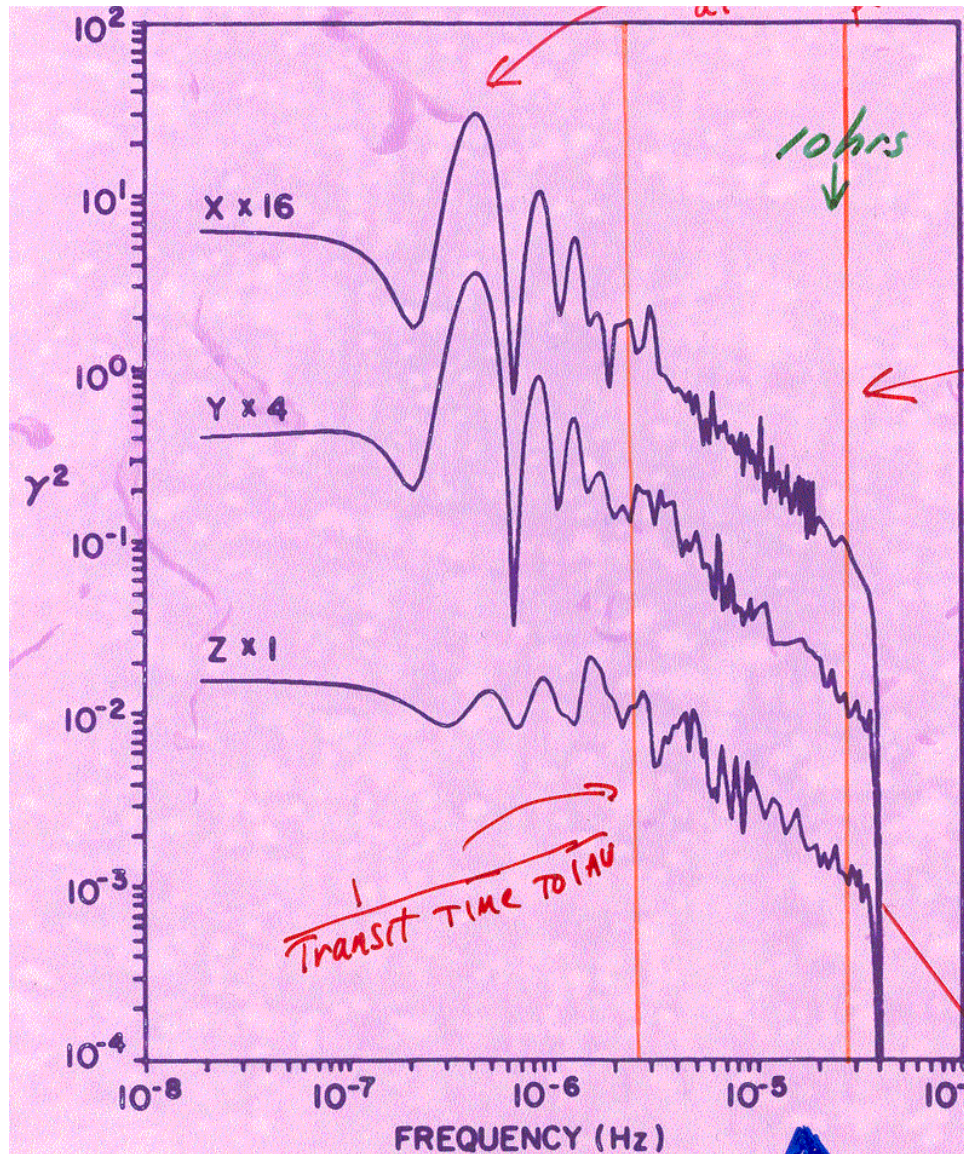
- (1) Presence of  $1/f$  “flicker noise” observed by OMNI, ISSE, ACE, Ulysses, MDI, UVCS and now PSP
  - (2) Confirmation of the association of the supergranulation scale with organization of the coronal flows and magnetic fields, which has long been recognized based on both remote sensing of solar images and in situ observations of microstreams (Neugebauer et al, 1995);
  - (3) Differential radial flows exceeding 100km/s in the corona, an energy source that is transported upwards in the magnetically controlled corona (DeForest et al, 2016, 2018), may represent a source of augmented turbulence beyond the critical Alfvén region (Ruffolo et al, 2020);
  - (4) Assumptions concerning the nature of the low beta sub-Alfvénic corona are now being confirmed directly by PSP (Bandyopadhyay et al, 2022; Zhao et al, 2022) ;
  - (5) The transition between sub- and super-Alfvénic wind, which appears not to be smooth, may even be fragmented (Chhiber et al, 2022; Cranmer et al 2023).
  - (6) Have we made progress on understanding how the corona is heated and the solar wind is accelerated?
    - Turbulence is strong and measured everywhere. Turbulence driven models are alive and well.
    - How about neutral point interchange reconnection?
- The PUNCH mission can reveal structure in SPACE and TIME, and thus can be expected to further depth to our understanding of these interrelated fundamental heliospheric phenomena.



end



1/f from  $2.5 \times 10^{-6}$  to  $\sim 10^{-4}$  Hz



ISEE3 214d  
1978

ISEE3 184d  
1979

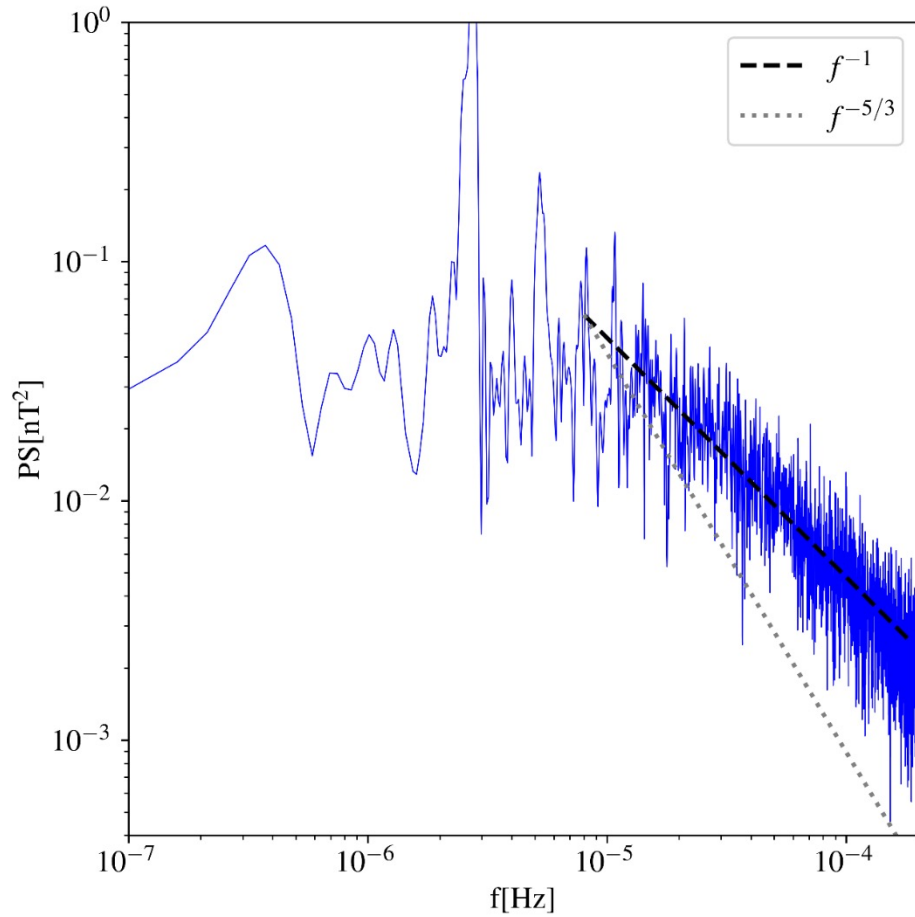
IMP 621d  
1968-1969

OMNI  
1964-1974

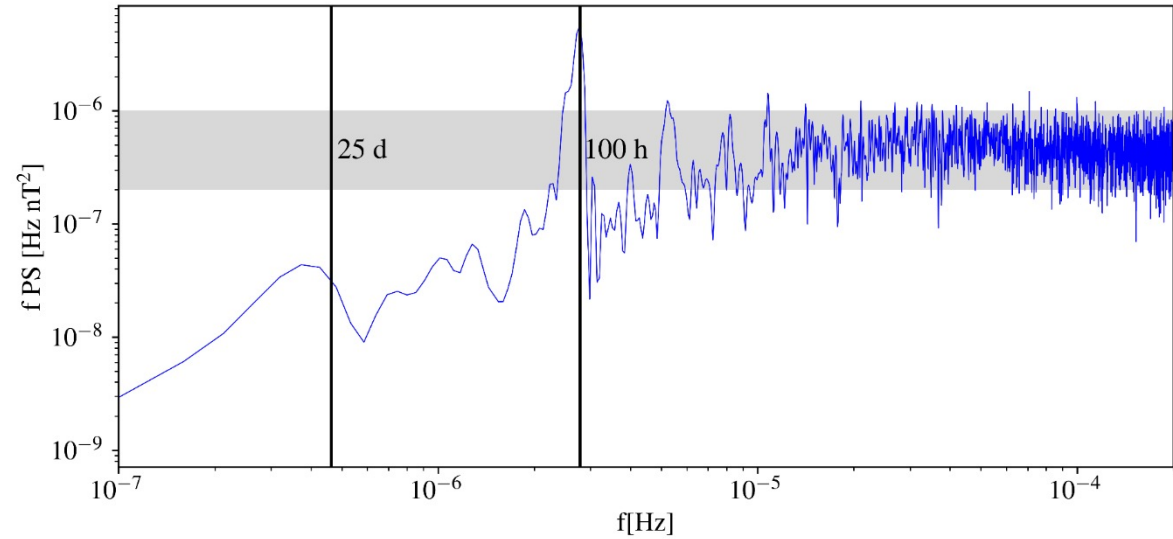
OMNI  
1974-1984

# OMNI mag data: long interval 1999-2002

Solar maximum Sep 1999-2002



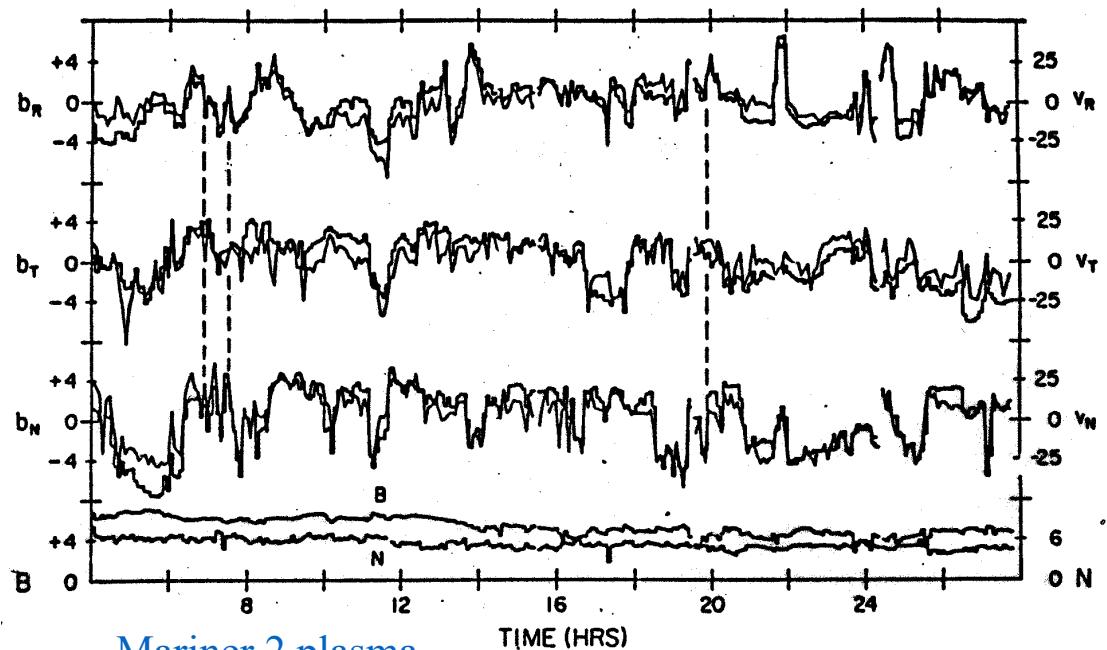
Solar maximum Sep 1999-2002



New analysis by F Pecora

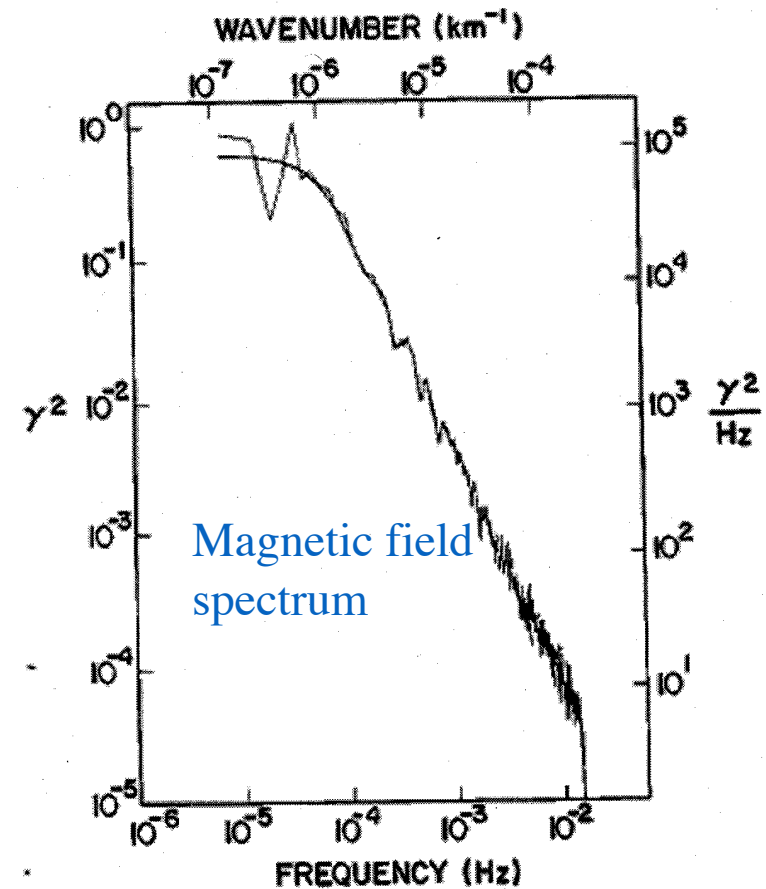
Solar wind: indications of both turbulence and wave-like properties:

- Powerlaws
- “Alfvenic fluctuations”



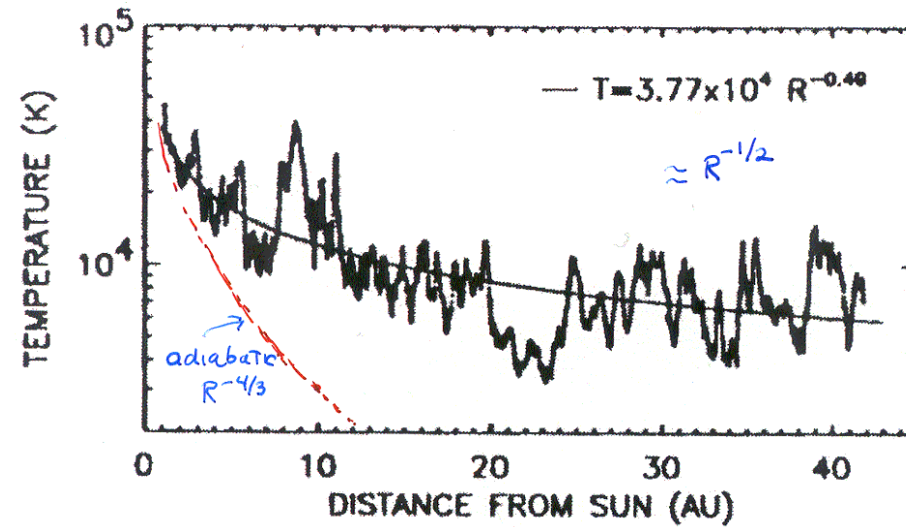
Mariner 2 plasma  
and magnetic field  
data

Belcher and Davis, JGR, 1972



SW at 2.8 AU: Matthaeus and Goldstein

Something is heating the solar wind in the outer heliosphere (> 1 AU)



Voyager proton temperatures

Richardson et al, GRL, 1995